

SMD Shielded Power Inductors

◎ Product introduction 產品介紹

- Excellent solderability and heat resistance for either flow or reflow soldering

良好的可焊性和耐焊性

- Magnetically shielded construction

磁屏蔽結構

- Flat bottom surface ensures secure, reliable mounting.

平整的焊接面點便於安裝使用



◎ Product application 產品應用

- Ideally used in Power supply for VTR, Digital camera, LCD television set, PC etc as DC-DC Converter.

用於數碼相機，錄影機，液晶電視，筆記本電腦，電源供應器等

◎ Product Identification 產品標識

VEB 838345 3R3 M T

VEB-----Series name 系列名稱

838345-----Dimension 產品尺寸

3R3-----Inductance 電感值【3R3=3.3 μ H】

M-----Tolerance 公差【J=5% , K=10% , M= 20% , T= 30% 】

T-----Taping 編帶盤裝


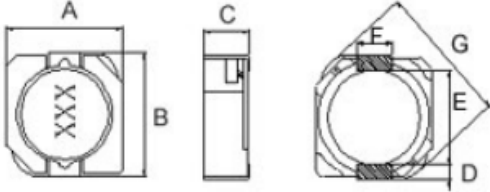
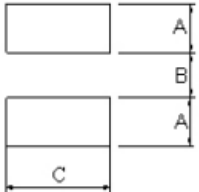

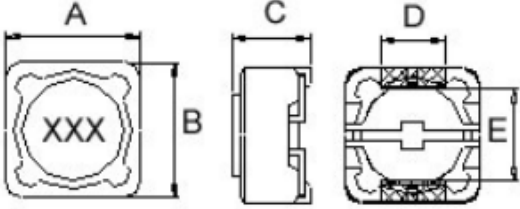
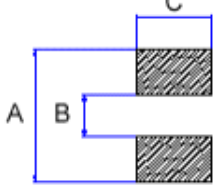
SMD Shielded Power Inductors

◎Shape&Dimensions 形狀與尺寸:

Model	Shape	Dimensions	Recommended Pattern
323212 3232155			
404012			
404018			
404030			
474720 474730 474740 575720 575730 676730 707040			
838345			
0703 0704			

SMD Shielded Power Inductors

◎Shape&Dimensions 形狀與尺寸:

Model	Shape	Dimensions	Recommended Pattern
1003 1004 1005			
1204 1205 1207			

SMD Shielded Power Inductors

◎Shape&Dimensions 形狀與尺寸:

UNIT:mm

MODEL	DIMENSIONS							RECOMMENDED PATTEERN			
	A	B	C	D	E	F	G	A	B	C	D
323212	3.2 MAX	3.2 MAX	1.2 MAX	4.5 MAX	3.3	2.1	1	1.3	1.7	1.3	4.3
3232155	3.2 MAX	3.2 MAX	1.55 MAX	4.5 MAX	3.3	2.1	1	1.3	1.7	1.3	4.3
404012	4.0 MAX	4.0 MAX	1.2 MAX	5.2 MAX	4.4	2.8	1.1	1.4	2.4	1.5	5.2
404018	4.0 MAX	4.0 MAX	1.8 MAX	5.2 MAX	4.4 Typ	1.4 MAX	1.1 Typ	1.4	2.4	1.5	5.2
404030	4.0 MAX	4.0 MAX	3.0MAX	4.400	2.8	1.1		1.4	2.4	1.5	5.2
474720	4.7±0.3	4.7±0.3	2.0 MAX	6.9 MAX	1.5			1.9	1.5	5.3	
474730	4.7±0.3	4.7±0.3	3.0 MAX	6.9 MAX	1.5			1.9	1.5	5.3	
474740	4.7±0.3	4.7±0.3	4.0 MAX	6.9 MAX	1.5			1.9	1.5	5.3	
575720	5.7±0.3	5.7±0.3	2.0 MAX	8.2 MAX	2.0			2.2	2.0	6.3	
575730	5.7±0.3	5.7±0.3	3.0 MAX	8.2 MAX	2.0			2.2	2.0	6.3	
676730	6.7±0.3	6.7±0.3	3.0 MAX	9.5 MAX	2.0			2.7	2.0	7.3	
707040	7.0 MAX	7.0 MAX	4.0 MAX	9.5 MAX	2.0			2.7	2.0	7.3	
838345	8.3 MAX	8.3 MAX	4.5 MAX	2.500	6.3			10.1	6.1	2.0	2.8
0703	7.3±0.2	7.3±0.2	3.4 MAX	1.8				8.4	4.4	2.2	
0704	7.3±0.2	7.3±0.2	4.5 MAX	1.8				8.4	4.4	2.2	
1003	10.3 MAX	10.5 MAX	3.1 MAX	1.2	7.7	3.0	13.5 MAX	1.6	7.3	3.2	
1004	10.3 MAX	10.5 MAX	4.0 MAX	1.2	7.7	3.0	13.5 MAX	1.6	7.3	3.2	
1005	10.3 MAX	10.5 MAX	5.2 MAX	1.2	7.7	3.0	13.5 MAX	1.6	7.3	3.2	
1204	12.5 MAX	12.5 MAX	4.5 MAX	5.0	7.6			12	7	5.4	
1205	12.5 MAX	12.5 MAX	6.0 MAX	5.0	7.6			12	7	5.4	
1207	12.5 MAX	12.5 MAX	8.0 MAX	5.0	7.6			12	7	5.4	

SMD Shielded Power Inductors

◎ Detailed specifications and parameters are introduced

詳細規格及參數介紹

ORDERING CORE	Inductance (μ H)	Tolerance (\pm %)	Test Frequency	RDC (MAX) (Ω)	Isat (A)
VEB-838345-3R3	3.3	M	100KHz/1V	0.019	5.70
VEB-838345-100	10	M	100KHz/1V	0.036	4.00
VEB-838345-150	15	M	100KHz/1V	0.053	2.90
VEB-838345-220	22	M	100KHz/1V	0.075	2.40
VEB-838345-470	47	M	100KHz/1V	0.150	1.80
VEB-838345-680	68	M	100KHz/1V	0.240	1.50