

SMD Common Mode Chocke

◎ Product introduction 產品介紹

- Excellent solderability and heat resistance for either flow or reflow soldering

良好的可焊性和耐焊性

- High common mode impedance at high frequency


高頻下有較高共模阻抗

- Excellent noise suppression performance

良好的噪聲抑制性能

- Terminal electrode has been electroplated, suitable for flow soldering, reflow soldering or any other welding method

端子電極已經過電鍍，可適用流動焊接，回流焊接任意一種焊接工法



◎ Product application 產品應用

- Ideally used in digital TVs, DVD recorders and liquid crystal projectors. PCS, USB2.0, IEEE1394 connected local area network interface.

用於數字電視、DVD和液晶投影機及個人計算機及USB2.0，IEEE1394等局域網接口。

◎ Product Identification 產品標識

CHOK 1608 S 100 T CB

CHOK-----Series name 系列名稱

1608-----Dimension 產品尺寸

S-----Material code 材料代碼

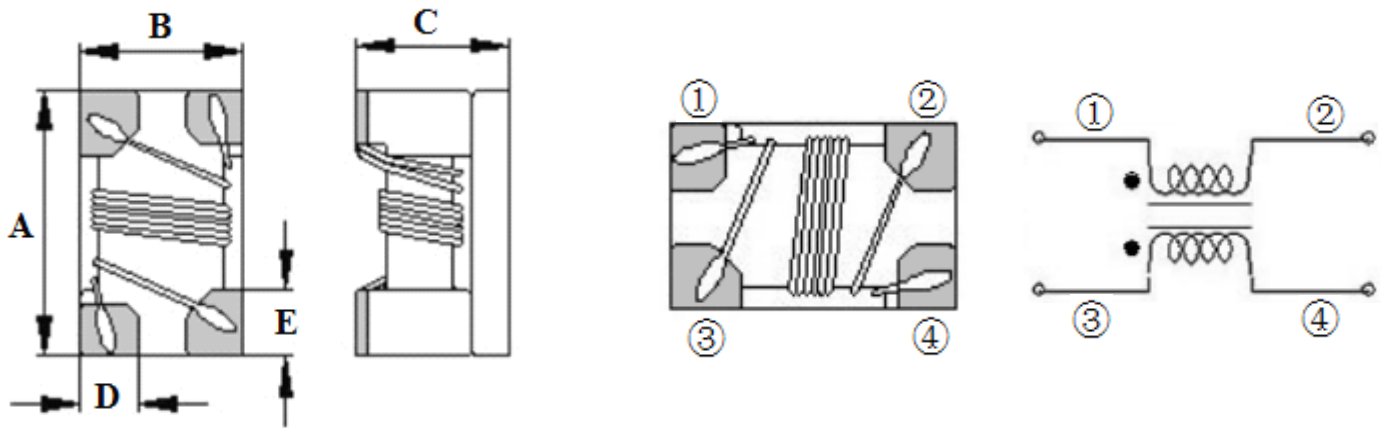
100-----Impedance 阻抗值【100=10Ω · 101=100Ω · 102=1000Ω】

T-----Taping 編帶盤裝

CB-----A thin type 超薄系列

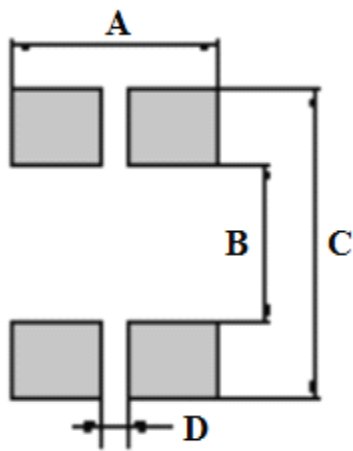
SMD Common Mode Chocke

◎Shape&Dimensions 形狀與尺寸:



SIZE CODE (mm)	A	B	C	D	E	CHIPS REEL
1608-CB	1.6±0.20	0.8±0.30	0.8±0.30	0.30 Typ	0.30 Typ	4K
2012-CB	2.0±0.20	1.2±0.30	0.9±0.20	0.40 Typ	0.45 Typ	3K
1210	1.2±0.20	1.0±0.30	1.0±0.30	0.38 Typ	0.36 Typ	4K
2012	2.0±0.20	1.2±0.20	1.2±0.20	0.40 Typ	0.45 Typ	3K
3216	3.2±0.20	1.6±0.20	2.0±0.20	0.60 Typ	0.60 Typ	2K
4525	4.8±0.20	2.8±0.20	2.2±0.20	0.75 Typ	0.75 Typ	2K
4528	4.5±0.20	3.2±0.20	2.8±0.20	1.00 Typ	1.00 Typ	2K

◎Recommender Land Pattern 推薦焊盤布局:



SIZE CODE (mm)	A	B	C	D
1608-CB	1.00 Typ	0.70 Typ	2.10 Typ	0.30 Typ
2012-CB	1.20 Typ	0.80 Typ	2.60 Typ	0.40 Typ
1210	1.20 Typ	0.60 Typ	1.50 Typ	0.30 Typ
2012	1.20 Typ	0.80 Typ	2.60 Typ	0.40 Typ
3216	1.60 Typ	1.60 Typ	3.70 Typ	0.40 Typ
4525	2.95 Typ	3.50 Typ	6.00 Typ	1.05 Typ
4528	3.60 Typ	2.10 Typ	4.90 Typ	0.40 Typ

SMD Common Mode Chocke

◎ Detailed specifications and parameters are introduced

詳細規格及參數介紹

ORDERING CORE	Impedance (Ω)	Test Frequency (MHz)	DC Resistance (Ω)MAX	Rated Current (mA)MAX
CHOK1608S100T-CB	10 \pm 25%	100	0.300	500
CHOK1608S200T-CB	20 \pm 25%	100	0.400	400
CHOK1608S300T-CB	30 \pm 25%	100	0.450	350
CHOK1608S450T-CB	45 \pm 25%	100	0.500	300
CHOK1608S600T-CB	60 \pm 25%	100	0.500	300
CHOK1608S670T-CB	67 \pm 25%	100	0.500	300
CHOK1608S900T-CB	90 \pm 25%	100	0.550	250
CHOK1608S121T-CB	120 \pm 25%	100	0.800	200
CHOK1608S161T-CB	160 \pm 25%	100	0.800	200

SMD Common Mode Chocke

◎ Test curve of reference as follows

測試曲線參考如下：

COMMON MODE NORMAL MODE

